

A BYLAW OF THE CITY OF VICTORIA

The purposes of this Bylaw are to amend the Zoning Regulation Bylaw by adding and amending definitions in Schedule A – Definitions and replacing Schedule C – Off-Street Parking with new off-street parking regulations.

The Council of The Corporation of the City of Victoria enacts the following provisions:

- 1 This Bylaw may be cited as the “ZONING REGULATION BYLAW, AMENDMENT BYLAW (NO. 1130)”.
- 2 Bylaw No. 80-159, the Zoning Regulation Bylaw, is amended as follows:
 - (a) Schedule A – definitions is amended:
 - (i) by adding the following definition immediately after the definition of **“Accessory Garden Structure”**:

“**“Affordable”** means housing that falls within the financial means of a household in either market or non-market dwellings. Total costs for rent or mortgage plus taxes (including a 10% down payment), insurance and utilities must equal 30% or less of a household’s annual income.”;
 - (ii) by adding the following definition immediately after the definition of **“Basement”**:

“**“Bicycle Parking, Long-Term”** is intended for long-term users of a building, such as employees or residents, and will consist of a secure space dedicated for bicycle parking within a structure or building on the same lot and has the same meaning as “Class 1” bicycle parking.”;
 - (iii) by adding the following definition immediately after the definition of **“Bicycle Parking, Long-Term”**:

“**“Bicycle Parking, Short-Term”** is intended for short-term use by visitors and customers and will consist of bicycle racks located in a publicly accessible space at or near a building entrance and has the same meaning as “Class 2” bicycle parking.”;
 - (iv) by adding the following definition immediately after the definition of **“Dock”**:

“**“Drive Aisle”** means a vehicle passageway or maneuvering space by which vehicles enter and depart parking stalls.”;
 - (v) by adding the following definition immediately after the definition of **“Drive Aisle”**:

“**“Driveway”** means that portion of the lot that provides access to parking stalls, loading spaces or the drive aisle within the lot and is considered to be the extension of the lot’s driveway crossing. For certainty, a ramp provided to access parking stalls is considered a driveway.”;

- (vi) by adding the following definition immediately after the definition of “**Parcel**”:
- ““**Parking Area**” means all parking spaces, driveways and drive aisles on a lot.”;
- (vii) by adding the following definition immediately after the definition of “**Parking Screen Wall**”:
- ““**Permeable**” means hard surfacing specifically designed to allow the movement of water to flow through the surface, but does not include unconsolidated materials such as crushed rock, gravel, grass, earth or other loose materials.”;
- (viii) by adding the following definition immediately after the definition of “**Stormwater Retention and Water Quality Facility**”:
- ““**Street**” includes a lane, road, sidewalk, and other public highway.”;
- (ix) by adding the following definition immediately after the definition of “**Underground Parking Space**”:
- ““**Unobstructed Access**” means the ability of the intended user of the parking space to access and egress to the street at the time that the parking space is required.”;
- (x) by repealing the definition of “**Area**” when used in reference to a floor of a storey of a building and substituting the following:
- ““**Area**” when used in reference to a floor of a storey of a building means the entire area which in plan is enclosed by the interior face of the exterior walls of the storey at floor level plus the area enclosed by any cantilevered element that is within that storey and that is above floor level, but does not include of the following areas:
- a) the area used or intended to be used for required parking or movement of motor vehicles, as set out in this bylaw, which is calculated starting from the lowest level of the building;
 - b) the area used or intended to be used for required Bicycle Parking, Long-Term, as set out in this bylaw, which is calculated starting from the lowest level of the building;
 - c) the area or areas of balconies, exposed decks, patios or roofs; and
 - d) the area of elevator shafts.”

- 3 The Zoning Regulation Bylaw is further amended by repealing the entire Schedule C – Off-Street Parking and replacing it with Schedule 1 of this Bylaw.

Transition Provisions

- 4 In this section,

“**New Schedule C**” means the Schedule C – Off-Street Parking requirements in effect on the day after the date of adoption of this Bylaw

“Permit” means a Development Permit, Heritage Alteration Permit, Development Variance Permit or Temporary Use Permit

“Previous Schedule C” means the Schedule C – Off-Street Parking requirements in effect on the day before the date of adoption of this Bylaw

- (a) Any Permit or other agreement authorized by the Local Government Act that varies or supplements the Previous Schedule C, issued within two years prior to the adoption of this bylaw, continues to apply as if varying or supplementing the New Schedule C, with the necessary changes and so far as applicable.
- (b) A development permit issued within two years prior to the adoption of this bylaw continues to apply, with the necessary changes and so far as applicable, as if the development authorized by it had been authorized under the New Schedule C and, without limiting the generality of the foregoing, a building permit or a business licence that is consistent with such development permit may be issued as if it complied with the New Schedule C, provided that it is applied for within two years of the date of the adoption of this bylaw.
- (c) If prior to the adoption of this bylaw, Council has authorized the issuance of a Permit, but the Permit had not been issued prior to the adoption of this bylaw, the Permit may be issued, with all the necessary changes and as applicable, as if it had been authorized under the New Schedule C, provided that:
 - (i) all terms and conditions of the Council authorization are met; and
 - (ii) it is issued within two years of the date of the Council authorization.
- (d) If prior to the adoption of this bylaw, Council has moved an application for a Permit forward for an opportunity for public comment at a future Council meeting and such meeting is not held prior to the adoption of this bylaw, the Council motion is deemed to be amended to reflect the requirements of the New Schedule C and the Director is authorized to bring forward an amended motion for Council’s consideration at the opportunity for public comment, provided that:
 - (i) the opportunity for public comment takes place no later than one year after the date of the adoption of this bylaw;
 - (ii) there are no significant alterations or differences in the development from that considered by Council at the time of the motion to advance it to the opportunity for public comment, with the exception of an increase in the number of vehicle or bicycle parking spaces being provided; and
 - (iii) the intent of the Council motion remains unchanged.
- (e) For certainty, nothing in this section 4 is intended to modify or extend the validity of any Permit beyond the time that it would lapse or expire but for this section.

Effective Date

- 5 This Bylaw comes into force on adoption.

READ A FIRST TIME the day of 2018.

READ A SECOND TIME the day of 2018.

Public hearing held on the day of 2018.

READ A THIRD TIME the day of 2018.

ADOPTED on the day of 2018.

CITY CLERK

MAYOR

Schedule 1

Zoning Bylaw No. 80-159
Schedule C:
Off-Street Parking Regulations

1. Parking Requirements

1.1 Application of Requirements

1. The minimum number of parking spaces required for each use must be calculated to the nearest whole number.
2. Where a building contains more than one use, the total number of parking spaces required shall be the sum of the number of parking spaces required for each use, or type of use, calculated separately.

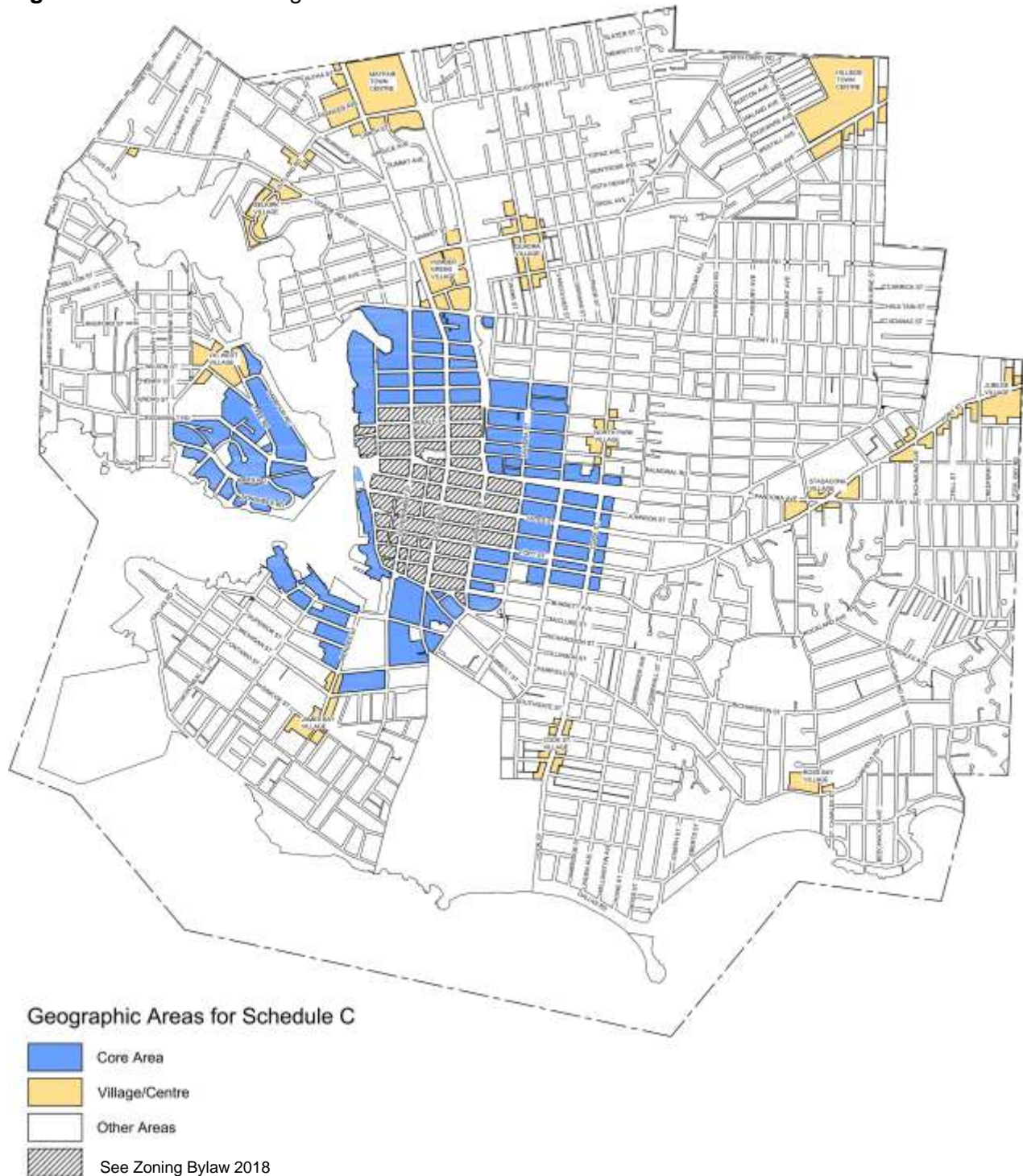
Example: Calculating Vehicle Parking Requirements

Type of <u>Building</u> or Use	Units / Floor Area	Parking Required	Visitor Parking Required	Total Parking Required
Multi-Residential, Condominium	8 units between 45-70m ² in the Core Area 6 units greater than 70m ² in the Core Area	8 x 0.8 = 6.4 6 x 1.2 = 7.2 6.4 + 7.2 = 13.6 (13.6 → 14)	14 x 0.1 = 1.4 (1.4 → 1)	14 + 1 = 15
Restaurant	155m ²	3.88 (3.88 → 4)	N/A	4
Office, Health Care	678m ²	13.6 (13.6 → 14)	N/A	14
Total Vehicular Parking Spaces Required				33

3. If a use is not specifically listed in Table 1 or Table 2 of this Schedule, the number of parking spaces required shall be calculated on the basis of a use or class of use that is most similar to the actual use, based on parking demand characteristics.
4. Unless otherwise stated, all references to “floor area” in this Schedule shall be calculated as gross floor area.
5. For the purpose of calculating parking requirements under this Bylaw, in addition to all internal floor areas, all outside seating and serving areas located on a lot and associated with a Restaurant or a Drinking Establishment use shall be counted as floor area.

6. For the purposes of calculating parking requirements, the City is divided into “Core Area”, “Village / Centre”, and “Other Area”, as shown in Figure 1 of this Schedule and more specifically detailed in Appendix 1.

Figure 1: Off-Street Parking Sub-Areas



1.2 Required Vehicle and Bicycle Parking Spaces

1. The owner or occupier of any land or any building or other structure, for each use present on the land or in the building or other structure, must provide off-street vehicle parking spaces in accordance with Table 1.

Table 1: Minimum Number of Required Vehicle Parking Spaces

Use or Class of Use	Minimum Parking Spaces	Minimum Visitor Parking Spaces
Residential		
<u>Single Family Dwelling</u>	1.0 space per <u>dwelling unit</u>	n/a
<u>Two Family Dwelling</u>	1.0 space per <u>dwelling unit</u>	n/a
<u>Semi-attached Dwelling</u>	1.0 space per <u>dwelling unit</u>	n/a
<u>Attached Dwelling</u>	1.0 space per <u>dwelling unit</u>	0.1 spaces per <u>dwelling unit</u>
<u>Secondary Suite</u> or <u>Garden Suite</u>	n/a unless two <u>Secondary Suites</u> , two <u>Garden Suites</u> , or a <u>Secondary Suite</u> and a <u>Garden Suite</u> , are located on the same <u>lot</u> in which case 1.0 space shall be provided in addition to the number of spaces required for the <u>Single Family Dwelling</u> , <u>Two Family Dwelling</u> or <u>Semi-attached Dwelling</u>	n/a
Assisted Living Facility (<u>dwelling unit</u> or residential unit within housing for elderly or people with disabilities that provides nursing care, housekeeping and prepared meals as needed and includes <u>Nursing Homes</u>)	0.35 spaces per <u>dwelling unit</u> or residential unit	0.1 spaces per <u>dwelling unit</u> or residential unit

Use or Class of Use	Minimum Number of Parking Spaces			Minimum Number of Visitor Parking spaces
<u>Multiple Dwelling</u>	Core Area	Village / Centre	Other Area	
Condominium (dwelling unit in a building regulated by the <i>Strata Property Act</i>)	0.65 spaces per <u>dwelling unit</u> that is less than 45m ²	0.70 spaces per <u>dwelling unit</u> that is less than 45m ²	0.85 spaces per <u>dwelling unit</u> that is less than 45m ²	0.1 spaces per <u>dwelling unit</u>
	0.80 spaces per <u>dwelling unit</u> that is 45m ² or more, but equal to or less than 70m ²	0.85 spaces per <u>dwelling unit</u> that is 45m ² or more, but equal to or less than 70m ²	1.00 space per <u>dwelling unit</u> that is 45m ² or more, but equal to or less than 70m ²	
	1.20 spaces per <u>dwelling unit</u> that is more than 70m ²	1.30 spaces per <u>dwelling unit</u> that is more than 70m ²	1.45 spaces per <u>dwelling unit</u> that is more than 70m ²	
Apartment (dwelling unit secured as rental in perpetuity through a legal agreement)	0.50 spaces per <u>dwelling unit</u> that is less than 45m ²	0.60 spaces per <u>dwelling unit</u> that is less than 45m ²	0.75 spaces per <u>dwelling unit</u> that is less than 45m ²	0.1 spaces per <u>dwelling unit</u>
	0.60 spaces per <u>dwelling unit</u> that is 45m ² or more, but equal to or less than 70m ²	0.70 spaces per <u>dwelling unit</u> that is 45m ² or more, but equal to or less than 70m ²	0.90 spaces per <u>dwelling unit</u> that is 45m ² or more, but equal to or less than 70m ²	
	1.00 space per <u>dwelling unit</u> that is more than 70m ²	1.10 spaces per <u>dwelling unit</u> that is more than 70m ²	1.30 spaces per <u>dwelling unit</u> that is more than 70m ²	
Affordable (affordable dwelling units secured in perpetuity through a legal agreement)	0.20 per <u>dwelling unit</u> that is less than 45m ²			0.1 spaces per <u>dwelling unit</u>
	0.50 spaces per <u>dwelling unit</u> that is 45m ² or more, but equal to or less than 70m ²			
	0.75 spaces per <u>dwelling unit</u> that is more than 70m ²			

Use or Class of Use	Minimum Number of Parking Spaces			
	Core Area	Village / Centre	Other Area	
All other <u>multiple dwellings</u>	0.65 spaces per <u>dwelling unit</u> that is less than 45m ²	0.70 spaces per <u>dwelling unit</u> that is less than 45m ²	0.85 spaces per <u>dwelling unit</u> that is less than 45m ²	0.1 spaces per <u>dwelling unit</u>
	0.80 spaces per <u>dwelling unit</u> that is 45m ² or more, but equal to or less than 70m ²	0.85 spaces per <u>dwelling unit</u> that is 45m ² or more, but equal to or less than 70m ²	1.00 space per <u>dwelling unit</u> that is 45m ² or more, but equal to or less than 70m ²	
	1.20 spaces per <u>dwelling unit</u> that is more than 70m ²	1.30 spaces per <u>dwelling unit</u> that is more than 70m ²	1.45 spaces per <u>dwelling unit</u> that is more than 70m ²	
Commercial	Core Area	Village / Centre	Other Area	
Office	1 space per 70m ² floor area	1 space per 55m ² floor area	1 space per 50m ² floor area	
Medical Office (includes dental offices, surgeries and similar uses)	1 space per 50m ² floor area	1 space per 40m ² floor area	1 space per 37.5m ² floor area	
Personal Services (includes hairdressers, dry cleaners, repair of personal goods, travel agents and other similar uses)	1 space per 50m ² floor area	1 space per 40m ² floor area	1 space per 37.5m ² floor area	
<u>Financial Service</u>	1 space per 50m ² floor area	1 space per 40m ² floor area	1 space per 37.5m ² floor area	
<u>Restaurant</u>	1 space per 40m ² floor area	1 space per 25m ² floor area	1 space per 20m ² floor area	
Drinking Establishment (a <u>building</u> or area including a nightclub, bar or pub that is licensed through the <i>Liquor Control and Licensing Act</i> for the sale and consumption of Liquor on the premises and where entertainment may be provided in the form of recorded music, live performances or a dance floor)	n/a	1 space per 70m ² floor area	1 space per 60m ² floor area	

Use or Class of Use		Minimum Number of Parking Spaces		
Commercial		Core Area	Village / Centre	Other Area
Retail		1 space per 80m ² floor area	1 space per 50m ² floor area	1 space per 37.5m ² floor area
Grocery Store	800m ² or less	1 space per 80m ² floor area	1 space per 50m ² floor area	1 space per 37.5m ² floor area
	> 800m ²	1 space per 50m ² floor area	1 space per 40m ² floor area	1 space per 20m ² floor area
Transient Accommodation		0.25 spaces per room	0.50 spaces per room	
Institutional		Core Area	Village / Centre	Other Area
Hospital		1 space per 80m ² floor area		
Elementary / Middle School		1 space per 150m ² floor area		
Secondary School		1 space per 75m ² floor area		
University / College (as defined under British Columbia legislation, and regulated as such under said legislation)		1 space per 80m ² floor area		
Arts and Culture (includes museums, art galleries, theatres and other similar uses, but does not include cinemas)		1 space per 80m ² floor area		1 space per 40m ² floor area
Place of Worship		n/a	1 space per 80m ² floor area	1 space per 40m ² floor area
Assembly (includes convention facilities, cinemas, training facilities and other similar uses)		1 space per 30m ² floor area	1 space per 20m ² floor area	
Health and Fitness (commercial recreational facilities, gymnasiums and other similar uses)		1 space per 30m ² floor area	1 space per 20m ² floor area	
Care Facility (day use facilities, and includes preschool, day care, residential care facilities and similar uses)		1 space per 100m ² floor area	1 space per 80m ² floor area	

Use or Class of Use	Minimum Number of Parking Spaces		
	Core Area	Village / Centre	Other Area
Transitional Housing and Emergency Shelters (a staffed facility, open year round, that provides temporary accommodation for persons who are homeless or at risk of homelessness, and may include food and support services)	1 space per 80m ² floor area		
Industrial			
Industrial	1 space per 140m ² floor area		
Warehouse	1 space per 100m ² floor area		

- The owner or occupier of any land or any building or other structure, for each use present on the land or in the building or other structure, must provide off-street bicycle parking spaces in accordance with Table 2.

Table 2: Minimum Number of Required Bicycle Parking Spaces

Use or Class of Use	Minimum Number of Long Term Bicycle Parking Spaces		Minimum Number of Short Term Bicycle Parking Spaces
Residential			
<u>Single Family Dwelling</u> , <u>Two Family Dwelling</u> , <u>Semi-attached Dwelling</u> , <u>Secondary Suite</u> , <u>Garden Suite</u>	n/a		n/a
<u>Attached Dwelling</u>	1 per <u>dwelling unit</u> , except where the <u>dwelling unit</u> has access to a private garage		The greater of 6 spaces per <u>building</u> or 0.1 spaces per <u>dwelling unit</u>
<u>Multiple Dwelling</u>	1 space per <u>dwelling unit</u> that is less than 45m ²	1.25 spaces per <u>dwelling unit</u> that is 45m ² or more	The greater of 6 spaces per <u>building</u> or 0.1 spaces per <u>dwelling unit</u>

Use or Class of Use	Minimum Number of Long Term Bicycle Parking Spaces	Minimum Number of Short Term Bicycle Parking Spaces
Residential		
Assisted Living Facility (<u>dwelling unit</u> or residential unit within housing for elderly or people with disabilities that provides nursing care, housekeeping and prepared meals as needed and includes <u>Nursing Homes</u>)	1 space per 20 <u>dwelling units</u> or residential units	1 space per 50 <u>dwelling units</u> or residential units
Commercial		
Office	1 space per 150m ² floor area, or part thereof	1 space per 400m ² floor area, or part thereof
Medical Office (includes dental office, surgeries and similar uses)	1 space per 200m ² floor area, or part thereof	1 space per 300m ² floor area, or part thereof
Personal Services (includes hairdressers, dry cleaners, repair of personal goods, travel agents and other similar uses)	1 space per 200m ² floor area, or part thereof	1 space per 200m ² floor area, or part thereof
<u>Financial Service</u>	1 space per 200m ² floor area, or part thereof	1 space per 200m ² floor area, or part thereof
<u>Restaurant</u>	1 space per 400m ² floor area, or part thereof	1 space per 100m ² floor area, or part thereof
Drinking Establishment (a <u>building</u> or area including a nightclub, bar or pub that is licensed through the <i>Liquor Control and Licensing Act</i> for the sale and consumption of Liquor on the premises and where entertainment may be provided in the form of recorded music, live performances or a dance floor)	1 space per 400m ² floor area, or part thereof	1 space per 100m ² floor area, or part thereof
Retail	1 space per 200m ² floor area, or part thereof	1 space per 200m ² floor area, or part thereof
Grocery Store	1 space per 200m ² floor area, or part thereof	1 space per 200m ² floor area, or part thereof
<u>Transient Accommodation</u>	1 space per 25 rooms, or part thereof	1 space per 40 rooms, or part thereof

Use or Class of Use	Minimum Number of Long Term Bicycle Parking Spaces	Minimum Number of Short Term Bicycle Parking Spaces
Institutional		
<u>Hospital</u>	1 space per 500m ² floor area, or part thereof	6 spaces per public <u>building</u> entrance
Elementary / Middle School	1 space per 1,600m ² floor area, or part thereof	1 space per 160m ² floor area, or part thereof
Secondary School	1 space per 1,600m ² floor area, or part thereof	1 space per 125m ² floor area, or part thereof
University / College (as defined under British Columbia legislation, and regulated as such under said legislation)	1 space per 1,600m ² , or part thereof	1 space per 100m ² , or part thereof
Arts and Culture (includes museums, art galleries, theatres and other similar uses, but does not include cinemas)	1 space per 450m ² floor area, or part thereof	1 space per 130m ² floor area, or part thereof
Place of Worship	n/a	1 space per 200m ² floor area, or part thereof
Assembly (includes convention facilities, cinemas, training facilities and other similar uses)	n/a	1 space per 200m ² floor area, or part thereof
Health and Fitness (commercial recreational facilities, gymnasiums and other similar uses)	1 space per 400m ² floor area, or part thereof	1 space per 100m ² floor area, or part thereof
Care Facility (day use facilities, and includes preschool, day care, residential care facilities and similar uses)	1 space per 700m ² floor area, or part thereof	1 space per 200m ² floor area, or part thereof
Industrial		
Industrial	1 space per 1,200m ² floor area, or part thereof	6 spaces
Warehouse	1 space per 1,200m ² floor area, or part thereof	6 spaces

2. Vehicle Parking Specifications

2.1 Vehicle Parking Appearance

1. A vehicle parking area or vehicle parking space must be surfaced with asphalt, concrete, pavers, or permeable material that provides a durable surface.
2. Each vehicle parking space must be clearly delineated on the parking surface.
3. Vehicle parking areas consisting of five (5) or more parking spaces must be illuminated with shield lighting that is directed toward the ground and designed so that the light does not directly fall on an adjacent lot or street.
4. Each visitor vehicle parking space required under this Bylaw must be clearly identified for the sole use of visitors.

2.2 Vehicle Parking Location and Dimensions

1. All vehicle parking spaces required under this Bylaw must be provided on the same lot as the building or use which they serve.
2. Notwithstanding section 2.2.1, parking spaces may be provided on a different lot from the lot on which the building or use is to which they appertain, where:
 - (a) the lot on which the parking spaces are is not more than 125m from the building or use to which they appertain; and
 - (b) if the lot on which the parking spaces are forms part of a separate parcel of land for Land Title Office purposes, there is registered against its title an easement providing for such parking requirements, and appurtenant to the lot on which the building is, and there is furthermore registered a covenant in favour of the City restricting the use of the easement area on the servient tenement to parking purposes for as long as the provisions of this Schedule have application to the dominant tenement; and
 - (c) the conditions outlined in subsections (a) and (b) existed on the date of the adoption of the Bylaw incorporating this Schedule.
3. A vehicle parking space must not be closer than 1.0m to a street.
4. A vehicle parking space must have unobstructed access.
5. All vehicle parking spaces and drive aisles must have dimensions not less than those identified in Figure 2 of this Schedule.

6. Notwithstanding section 2.2.5, where:
 - (a) the vehicle parking space is associated with either a Single Family Dwelling, Two Family Dwelling or Semi-attached Dwelling use, and
 - (b) the vehicle parking space is accessed directly from a street,
 the width of the adjacent street may be included towards the total width of the drive aisle provided.
7. One way vehicle access and egress through the parking area is required where:
 - (a) more than one vehicle parking space is provided in the parking area, and
 - (b) the vehicle parking spaces are not configured parallel or perpendicular to the drive aisle.
8. A vehicle parking space that abuts a structure on one side, such as a wall or column, must have a minimum width of 2.7m.
9. A vehicle parking space that abuts a structure on both sides, such as a wall or column, must have a minimum width of 3.0m.
10. Where a vehicle parking space or drive aisle is located underground or covered by a roof, a minimum unobstructed height clearance of 2.1m must be provided between the floor and any mechanical equipment, or, if there is no mechanical equipment, between the floor and the ceiling.

Figure 2: Minimum Parking Space and Drive Aisle Dimensions (all measurements in metres)

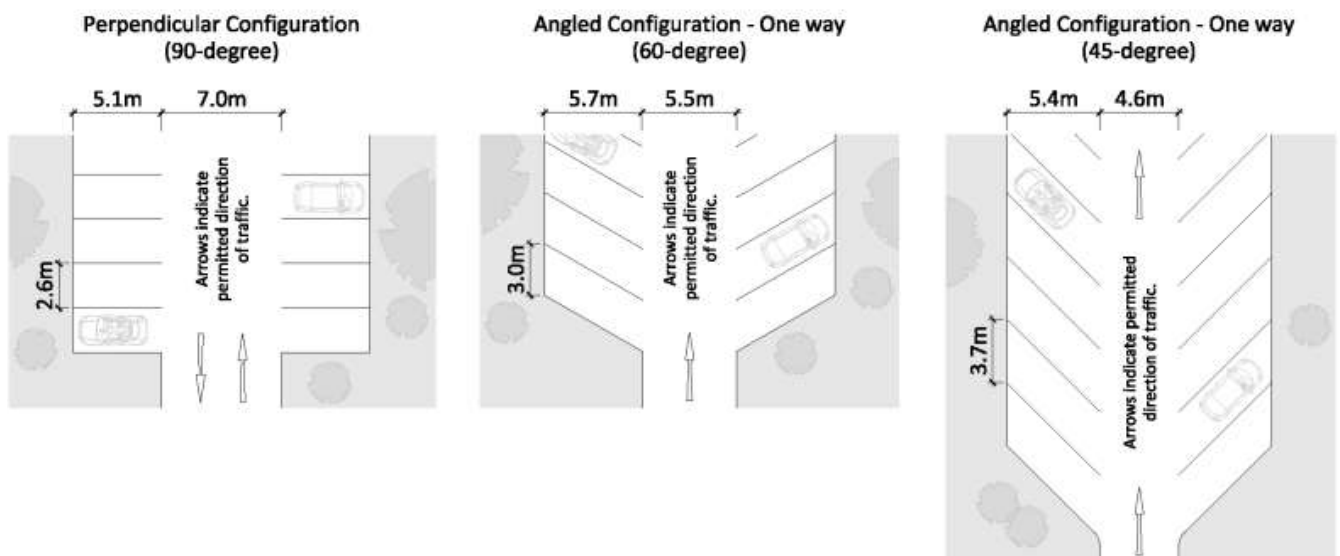
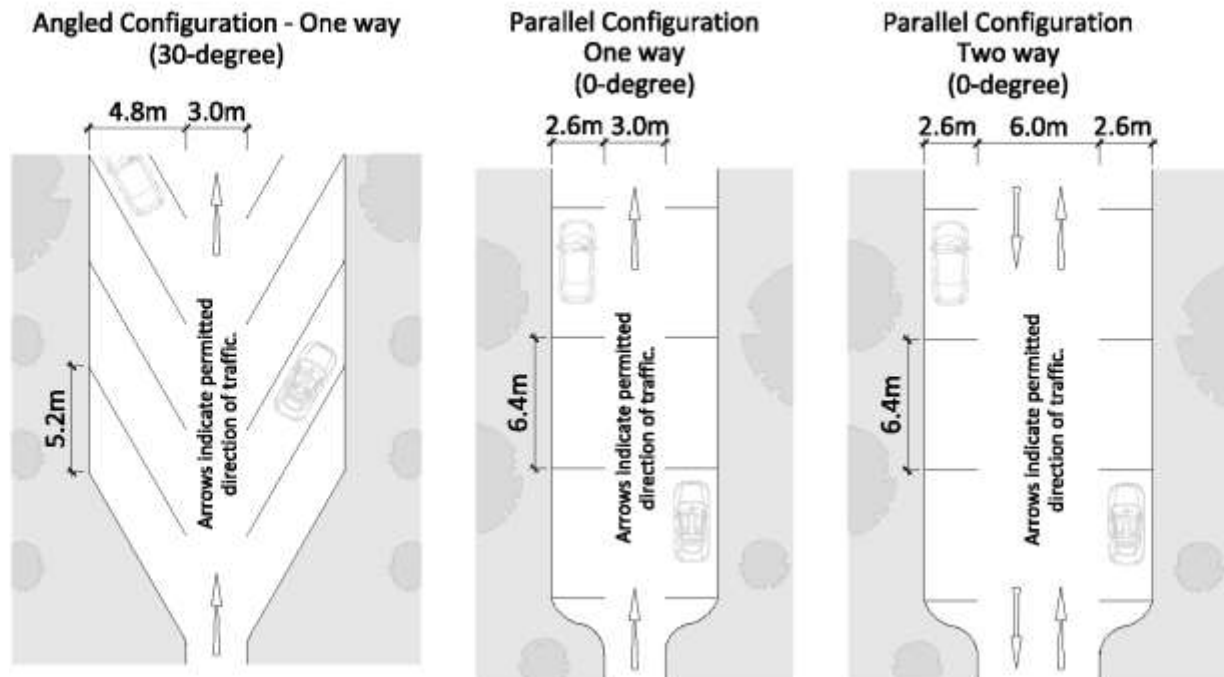


Figure 2 Cont.

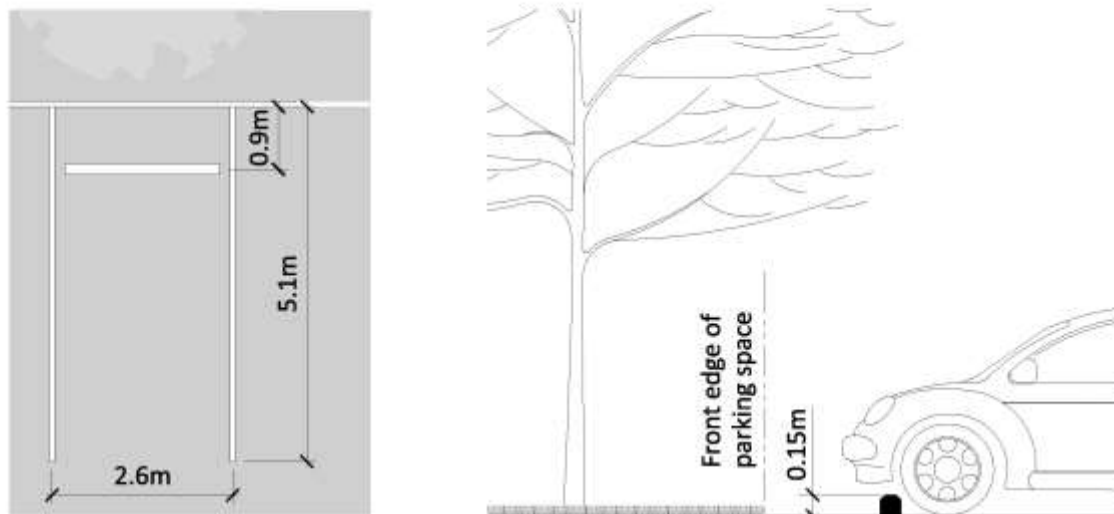


11. Vehicle parking is not permitted in the front yard of a lot except as follows:

- (a) Parking may be provided in the front yard of a lot where:
 - (i) the principal use of the lot is industrial or warehouse,
 - (ii) such parking is required to serve that use, and
 - (iii) the number of parking spaces in the front yard does not exceed the total amount of parking spaces required by this Bylaw;
- (b) Parking may be provided in the front yard of a property where:
 - (i) the principal use of the lot is commercial or institutional,
 - (ii) such parking is required to serve that use, and
 - (iii) the building on the lot existed on the date of adoption of the Bylaw incorporating this Schedule;
- (c) A maximum of one parking space that meets the minimum dimensions described in this Schedule may be provided in the front yard of a property where the principal use of the lot is Single Family Dwelling; or
- (d) A maximum of two parking spaces that meet the minimum dimensions described in this Schedule may be provided in the front yard of a property where the principal use of the lot is Two Family Dwelling or Semi-attached Dwelling.

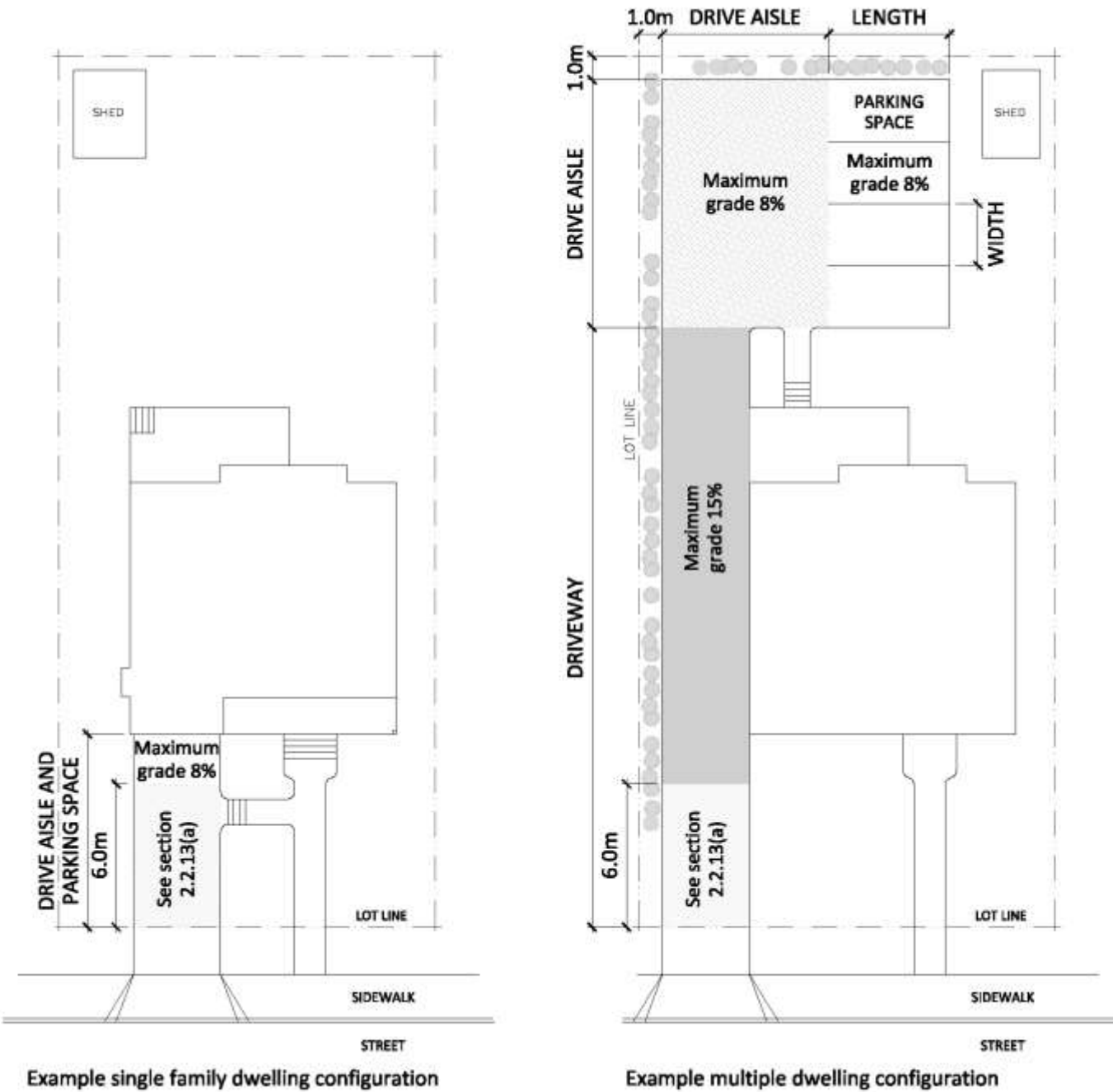
12. (a) An unenclosed surface vehicle parking space that abuts a pedestrian walkway or landscaped area without a barrier curb between the parking space and the pedestrian walkway or landscaped area must have a wheel stop centered horizontally within the parking space and placed 0.9m from the end of the parking space adjacent to the pedestrian walkway or landscaped area, in accordance with Figure 3 of this Schedule.
- (b) The requirements of subsection (a) do not apply to a parking space that satisfies at least one of the following conditions:
 - (i) The parking space is configured parallel to the curb or drive aisle;
 - (ii) The parking space shares a common front boundary with another parking space; or
 - (iii) The parking space is associated with either a Single Family Dwelling, Two Family Dwelling or Semi-attached Dwelling use.
- (c) Where a wheel stop is provided pursuant to subsection (a), the portion of the parking space between the wheel stop and the front edge of the parking space, as marked in Figure 3, is exempt from the requirements of section 2.1.1 and may be surfaced with permeable material or landscaping, provided that no landscaping exceeds 0.15m in height.

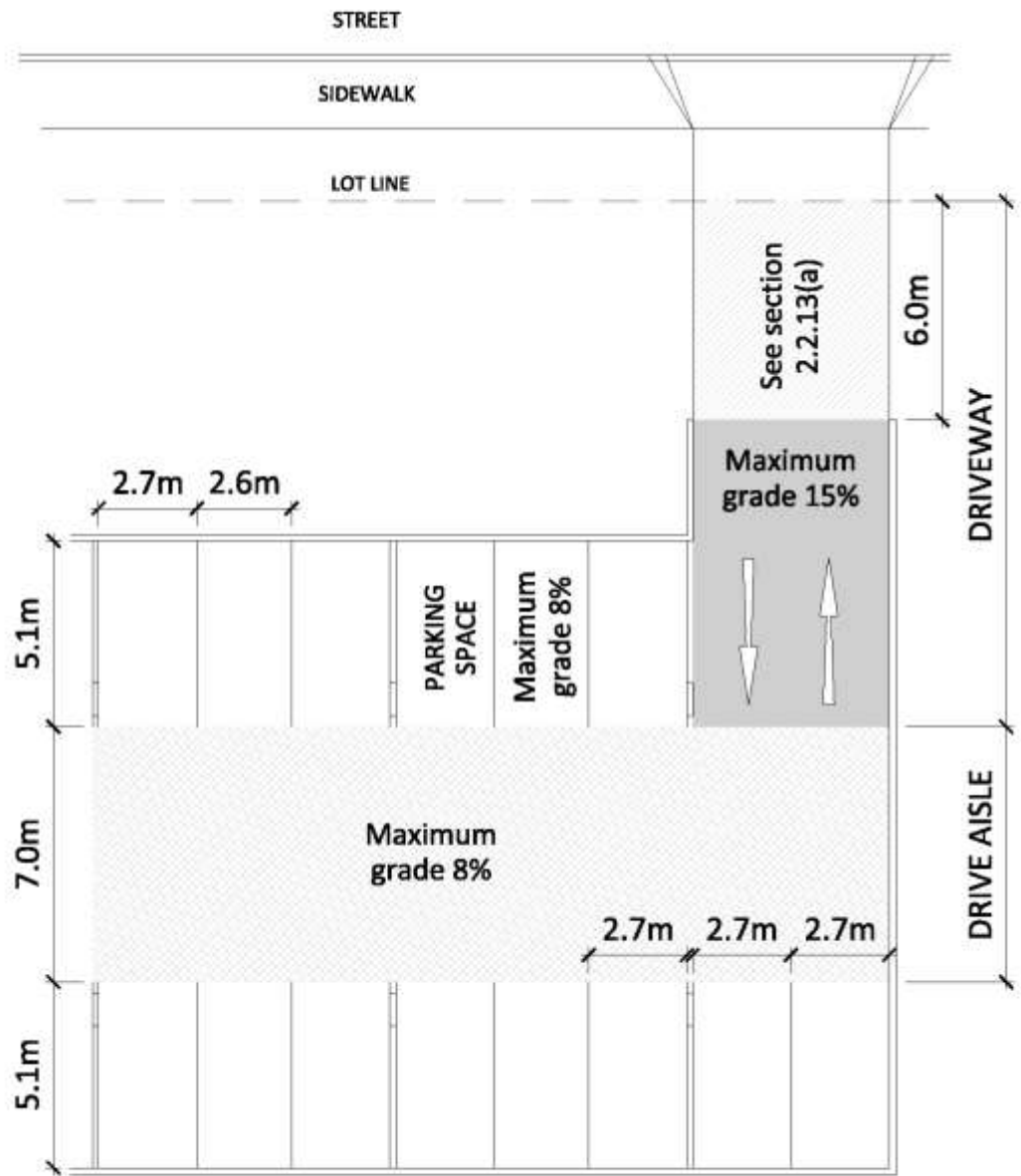
Figure 3: Required Wheel Stop Placement



13. (a) Where a drive aisle or parking space is located within 6.0m of a street boundary it must comply with applicable grade requirements prescribed in this Schedule and the *Highway Access Bylaw*.
- (b) The maximum grade for a drive aisle or parking stall is 8%.
- (c) The maximum grade for a driveway is 15%.

Examples: Maximum Grades for Parking Areas



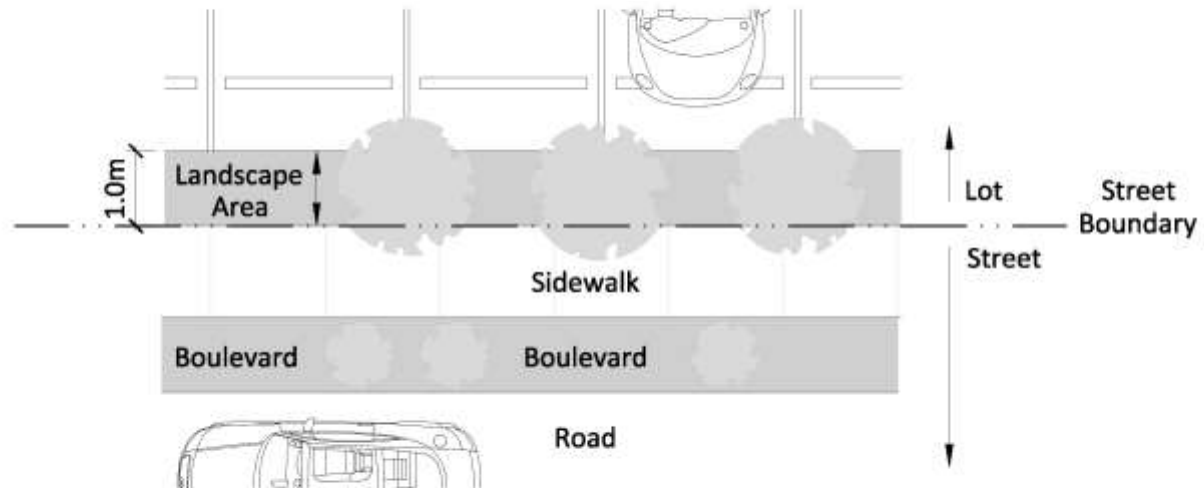


Example parkade configuration

2.3 Vehicular Parking Landscaping and Screening

1. If a surface vehicle parking area or vehicle parking space is located adjacent to a street, it must include a soft landscaped area, with a minimum width of 1.0m between the parking area or parking space and the street boundary.

Example: Minimum Landscape Area Adjacent to a Street Boundary



2. A surface vehicle parking area or surface vehicle parking space must include:
 - (a) continuous soft landscape areas with a minimum width of 1.0m, and
 - (b) a continuous landscape screenbetween the parking area or parking space and any adjacent lot used primarily for residential purposes, excluding the area where landscaping is prohibited pursuant to the *Highway Access Bylaw*.
3. The requirements of sections 2.3.1 and 2.3.2 do not apply where the principal use of the lot is Single Family Dwelling, Two Family Dwelling or Semi-attached Dwelling.
4. Where thirty (30) or more vehicle parking spaces are provided on a lot as surface parking, a minimum of 10% of the parking area must be soft landscaped (soft landscaping could include grass, shrubs or trees).

3. Bicycle Parking

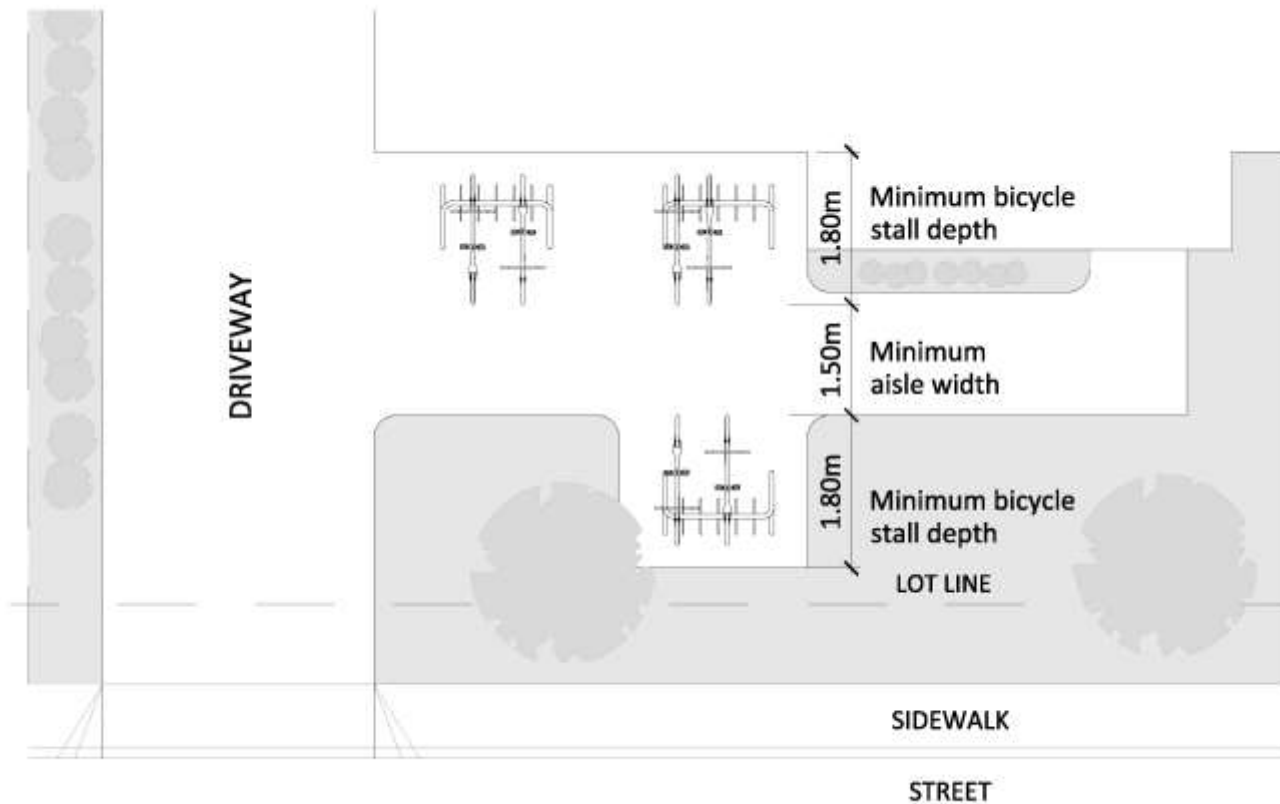
3.1 Bicycle Parking Specifications

1. All bicycle parking spaces required under this Bylaw must be provided on the same lot as the building or use which they serve.
2. (a) Each bicycle parking, short term space required under this Bylaw must be:
 - (i) designed and installed to the minimum dimensions shown in Table 3 of this Schedule; and
 - (ii) provided as a bicycle rack that is permanently anchored to the ground or a wall.
- (b) Each bicycle parking, short term space required under this Bylaw in association with a residential use must be located within a maximum distance of 15.0m from a building entrance that is accessible by visitors.
- (c) Notwithstanding subsection (b), where a minimum of 6 bicycle parking, short term spaces are located within 15.0m of each building entrance that is accessible by visitors, any additional required spaces may be provided in a location that is further than 15.0m from a building entrance.
- (d) Each bicycle parking, short term space required under this Bylaw in association with a commercial or institutional use must be located a maximum distance of 15.0m from a building entrance that is accessible by the public.
- (e) Notwithstanding subsection (d), where a minimum of 6 bicycle parking, short term spaces are located within 15.0m of each building entrance that is accessible by the public, any additional required spaces may be provided in a location that is further than 15.0m from a building entrance.
- (f) Each bicycle parking, short term space required under this Bylaw in association with an industrial use must be located within a maximum distance of 15.0m from the primary building entrance.

Table 3: Minimum Dimensions for Bicycle Parking (all minimum dimensions measured in metres)

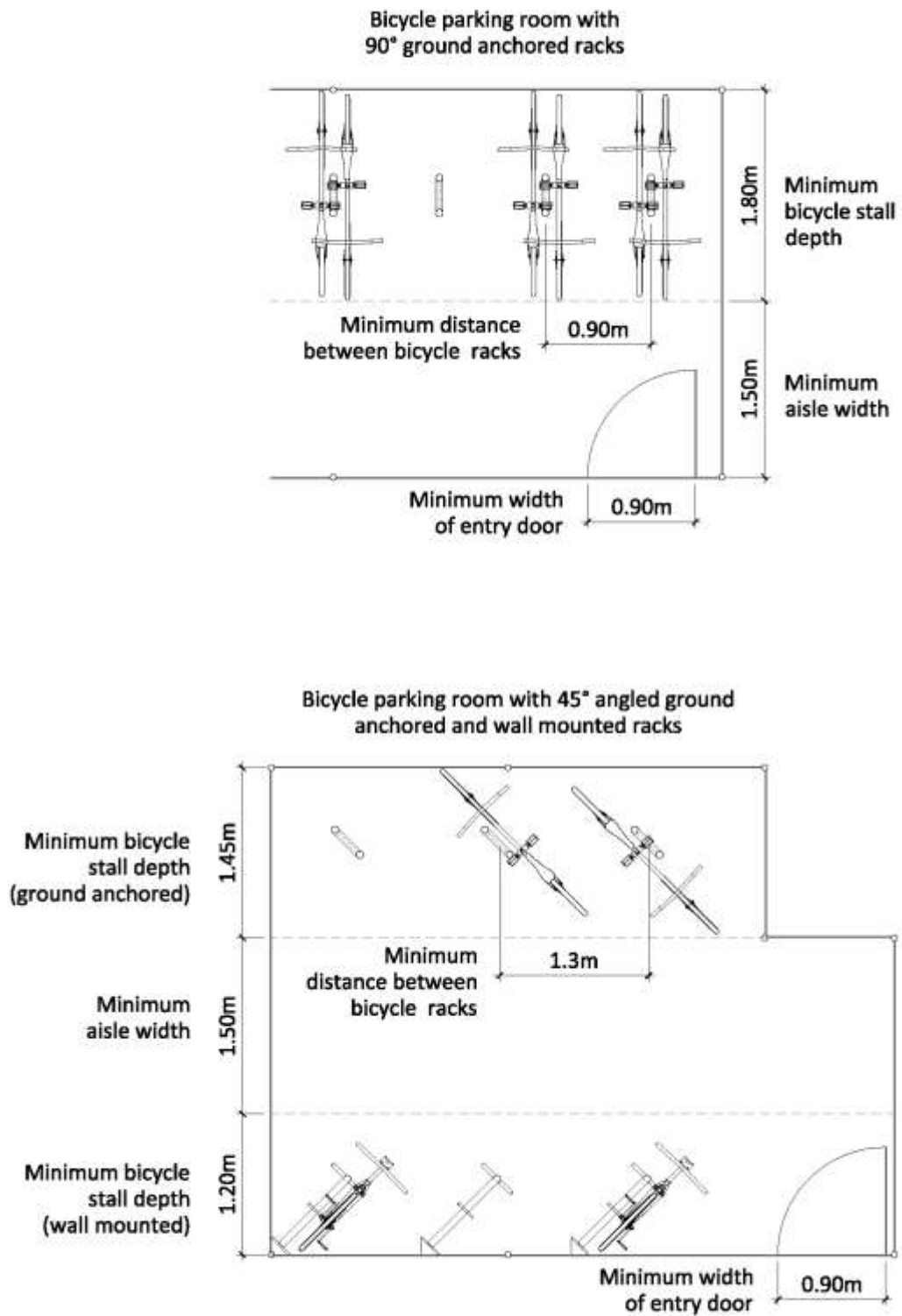
Angle of Rack (in an aerial perspective, measured from the plane of the nearest wall of a <u>building</u>)	Ground Anchored Rack		Wall Mounted Rack	
	>45 degrees	≤45 degrees	>45 degrees	≤45 degrees
Minimum stall depth	1.8	1.45	1.2	1.2
Minimum aisle width	1.5	1.5	1.5	1.5
Minimum distance between bicycle racks (for racks that accommodate two or more bicycles)	0.9	1.3	0.9	1.3
Minimum distance between bicycle racks (for racks that accommodate no more than one bicycle)	0.45	0.65	0.45	0.65
Minimum distance between bicycle racks and entrance door to bicycle storage facility	0.6	0.6	0.6	0.6

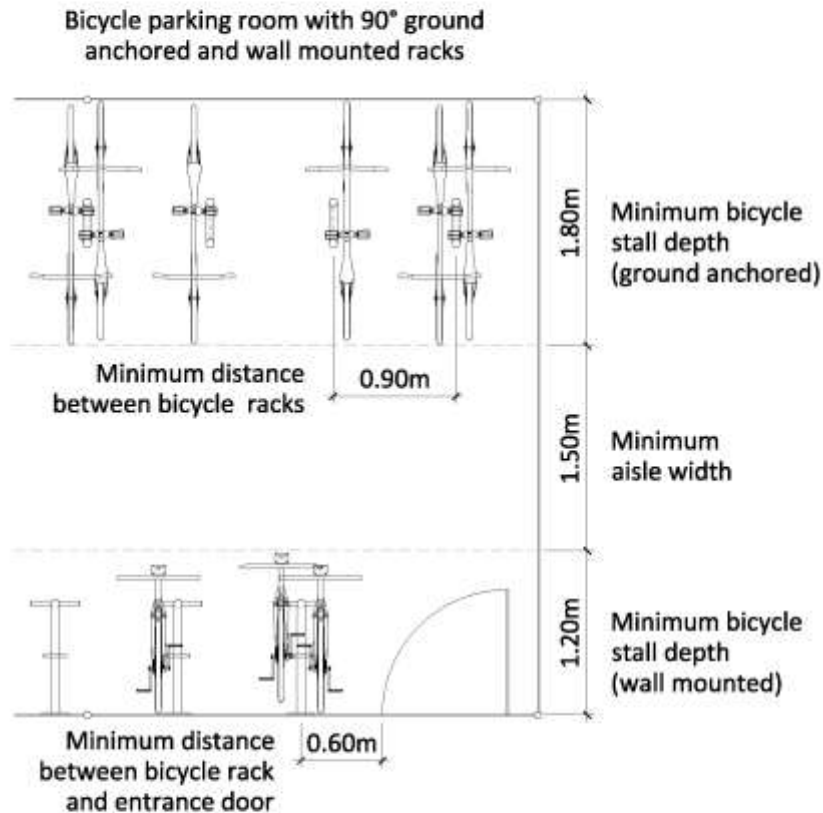
Example: Short-Term Bicycle Parking Configuration



3. (a) Each bicycle parking, long term space required under this Bylaw must:
- (i) be designed and installed to the minimum dimensions shown in Table 3 of this Schedule;
 - (ii) be provided as a bicycle rack that is permanently anchored to the ground or a wall;
 - (iii) have a minimum unobstructed height clearance of 2.1m between the floor and any mechanical equipment, or, if there is no mechanical equipment, between the floor and the ceiling;
 - (iv) be provided in a secure, weather-protected, dedicated bicycle parking facility accessible to residents, employees or other identified users of the building;
 - (v) be located in a bicycle parking facility accessible through an entry door with a minimum width of 0.9m; and
 - (vi) be located within one floor of finished grade and, if accessed by a stairwell only, the stairwell must include a ramp for bicycles.
- (b) At least half of the bicycle parking, long term spaces required under this Bylaw must be ground anchored.

Examples: Long-term Bicycle Parking Configurations



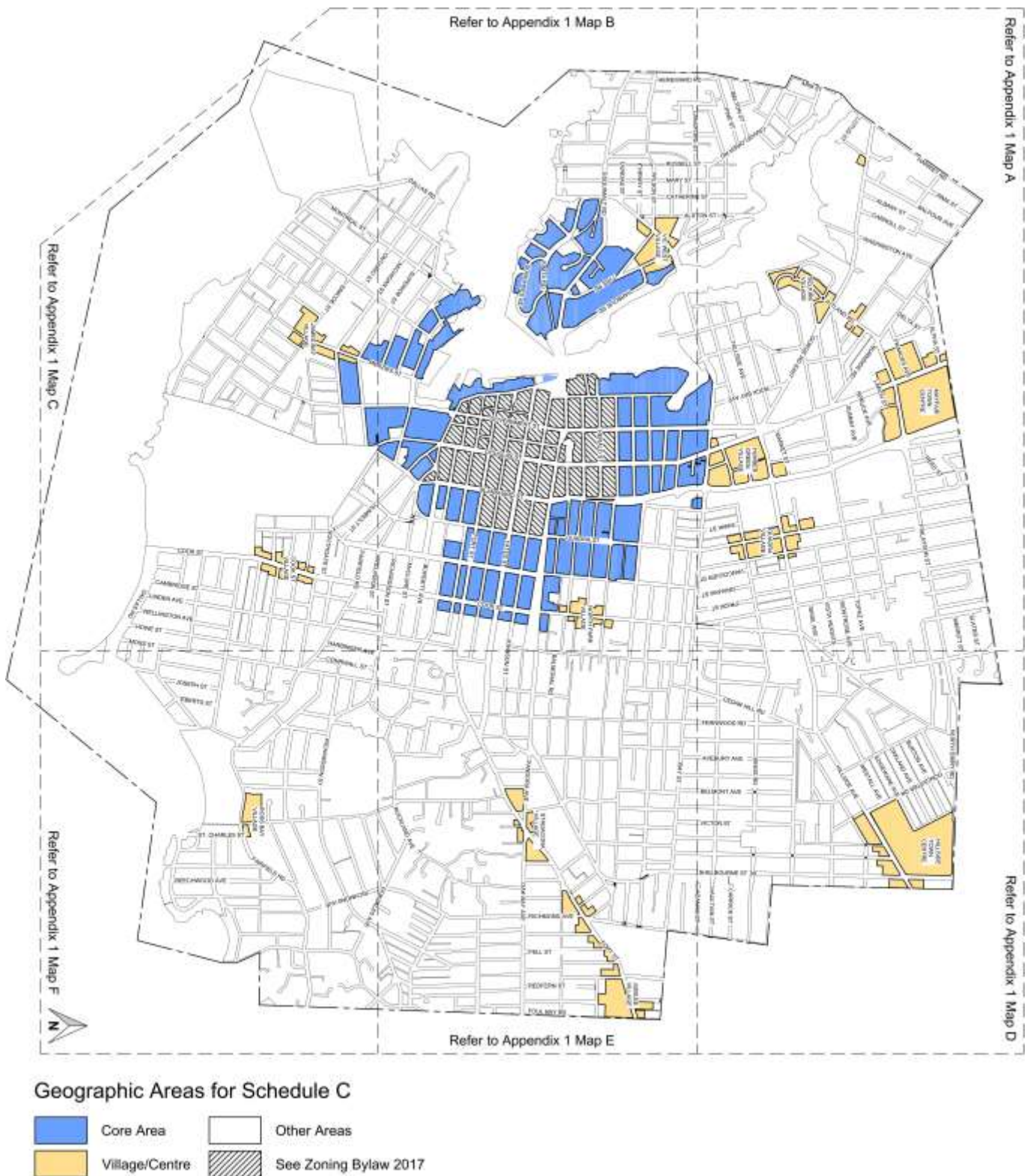


3.2 Bicycle Parking Exemptions

1. Notwithstanding section 1.2.2:

- (a) bicycle parking, short term spaces are not required to be provided where the siting and design of a building existing on the date of adoption of the Bylaw incorporating this Schedule physically prohibits such spaces from being provided on a lot in accordance with this Bylaw;
- (b) no additional bicycle parking, short term or bicycle parking, long term spaces are required to be provided where only alterations or changes of use to a building are proposed and the building existed on the date of adoption of the Bylaw incorporating this Schedule; and
- (c) if additions are proposed to a building existing on the date of adoption of the Bylaw incorporating this Schedule, additional bicycle parking, short term and bicycle parking, long term spaces must be provided for the additional bicycle parking required with respect to the building addition only.

Appendix 1



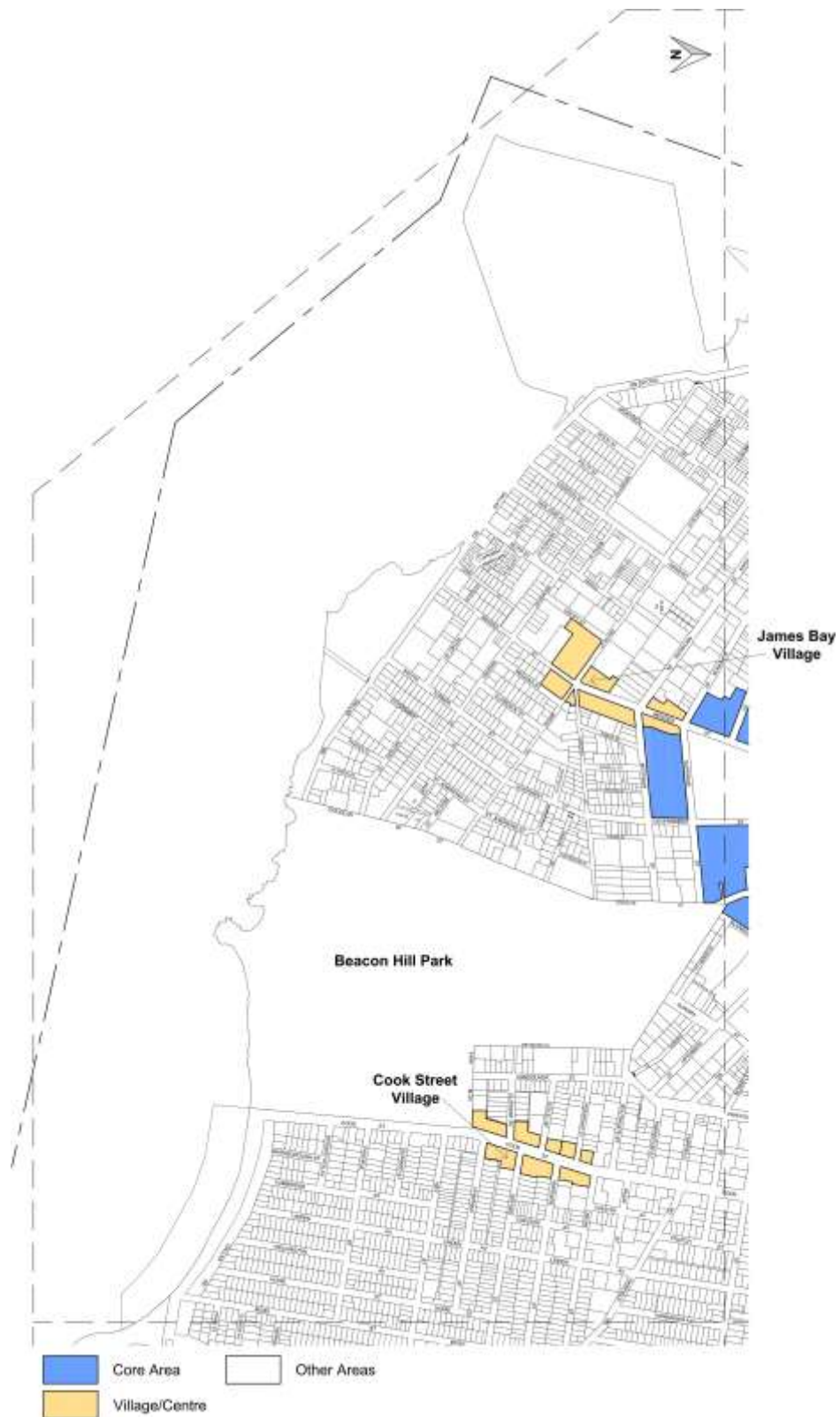
Map A



Map B



Map C



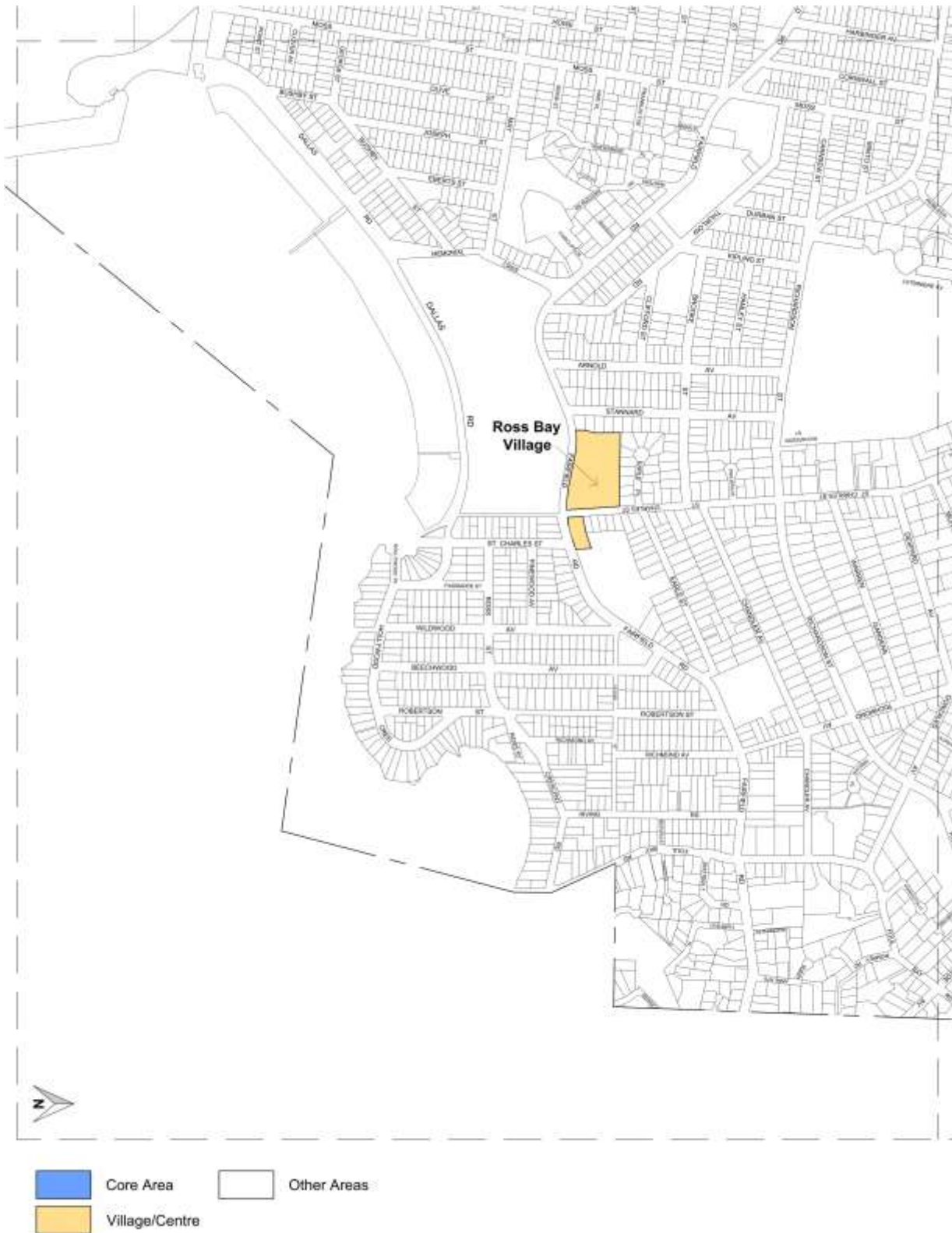
Map D



Map E



Map F



NOTICE OF PUBLIC HEARING

ZONING REGULATION BYLAW, AMENDMENT BYLAW (NO. 1130) – No. 18-017:

To amend the Zoning Regulation Bylaw:

- (a) to replace Schedule C – Off-Street Parking provisions with new off-street parking regulations; and
- (b) to add and amend definitions associated with off-street parking regulations in Schedule A – Definitions.

This amendment bylaw will affect properties throughout the City as it will replace the current off-street parking regulations with new off-street parking regulations. To check how a particular property will be affected, please contact the Zoning Department at 250-361-0316 or zoning@victoria.ca.

Members of the public interested in any of these matters will be given an opportunity to be heard by City Council at a Public Hearing to be held in the Council Chamber, City Hall, 1 Centennial Square, Victoria, BC, on Thursday, xxxxxxx at 6:30 p.m.

Correspondence can be submitted for inclusion in the meeting agenda via mail to the address noted above, or by email at: publichearings@victoria.ca. Correspondence should be received by 11:00 a.m. the day before the Council meeting.

Please note that all correspondence submitted to the City of Victoria in response to this Notice will form part of the public record and will be published in a meeting agenda when this matter is before the Council or a Committee of Council. The City considers the author's address relevant to Council's consideration of this matter and will disclose this personal information. The author's phone number and email address is not relevant and should not be included in the correspondence if the author does not wish this personal information disclosed.

Copies of the proposed Bylaws and other relevant documents and information may be inspected at City Hall, 1 Centennial Square, Victoria, BC from the date of this Notice to and including the date of the Public Hearing, from 8:00 a.m. to 4:30 p.m., from Monday to Friday both inclusive, excluding public holidays.