

# 2018 FINANCIAL STATEMENTS

City of Victoria Draft Audited Financial Statements  
For the year ended December 31, 2018

Committee of the Whole April 25, 2019



2018 Financial Statements  
April 25, 2019 Committee of the Whole

## Overview







---

- Reporting Timeline
  - Community Charter section 167
  - Submitted to Ministry by May 15, 2019
- 2018 Financial Statement Highlights
- Auditors Report



2018 Financial Statements  
April 25, 2019 Committee of the Whole

# Financial Statements

The Corporation of the City of Victoria						
Statement of Financial Position						
As at December 31, 2018, with comparative figures for 2017						
		2018	2017			
<b>Financial Assets</b>						
Cash and cash equivalents (Note 2)	\$	104,955,258	\$	110,003,479		
Accounts receivable		1,652,910		1,816,637		
Taxes		31,117,781		31,000,806		
Other		171,000,025		137,900,025		
Portfolio investments (Note 4)		893,216		865,687		
Mortgage receivable (Note 5)		56,774		1,799		
Other assets		1,270,467		1,243,414		
Restricted cash (Note 18)		310,946,431		282,831,848		
<b>Liabilities</b>						
Accounts payable and accrued liabilities (Note 6)		28,578,753		29,406,144		
Deposits and prepayments		17,638,717		15,664,116		
Deferred revenue (Note 7)		30,602,821		24,876,181		
Long-term debt (Note 8)		69,272,953		73,250,606		
Employee future benefit liability (Note 9)		17,896,701		17,688,187		
		163,989,945		160,885,235		
<b>Net Financial Assets (net debt)</b>						
		146,956,486		121,946,613		
<b>Non-Financial Assets</b>						
Tangible capital assets (Note 10)		525,021,659		495,784,737		
Inventories of supplies		1,147,765		1,045,591		
Prepaid expenses		2,153,337		1,145,524		
		528,322,761		497,975,852		
<b>Accumulated Surplus (Note 11)</b>						
	\$	675,279,247	\$	619,922,465		
The accompanying notes are an integral part of these financial statements.						



2018 Financial Statements  
April 25, 2019 Committee of the Whole

# Financial Condition Indicators

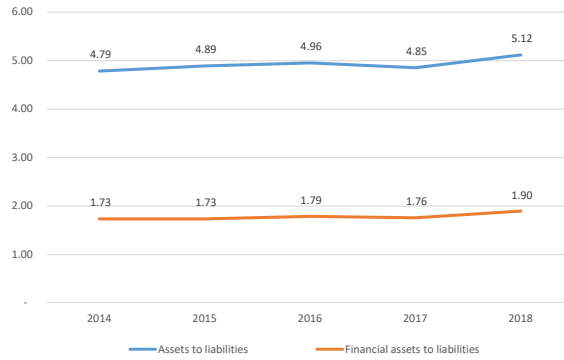
- Sustainability
- Flexibility
- Vulnerability



2018 Financial Statements  
April 25, 2019 Committee of the Whole

# Financial Condition Indicators

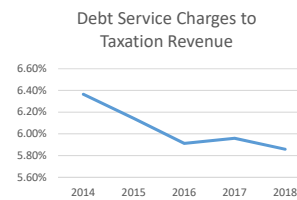
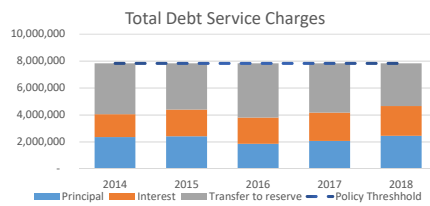
## Sustainability Indicators



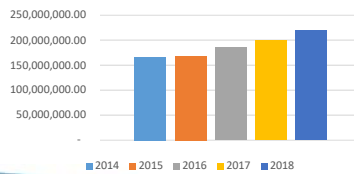
2018 Financial Statements  
April 25, 2019 Committee of the Whole

# Financial Condition Indicators

## Flexibility Indicators



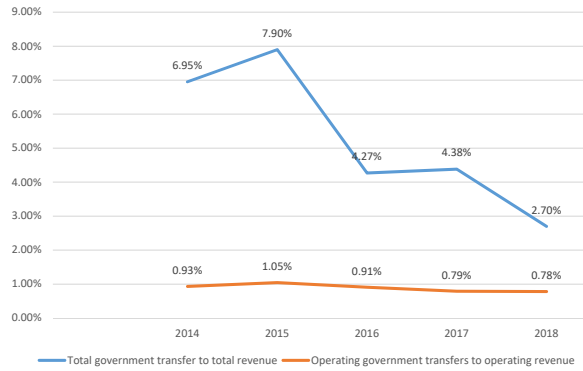
## Total Reserve Funds Balance



2018 Financial Statements  
April 25, 2019 Committee of the Whole

# Financial Condition Indicators

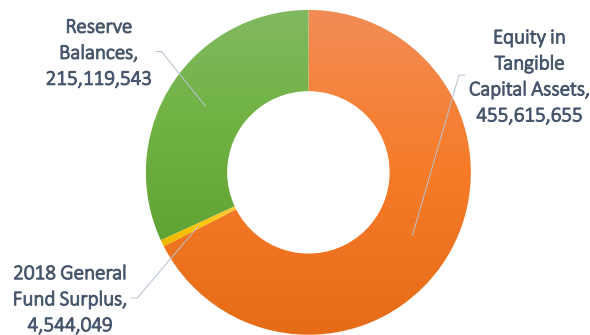
Vulnerability Indicators



2018 Financial Statements  
April 25, 2019 Committee of the Whole

# Accumulated Surplus

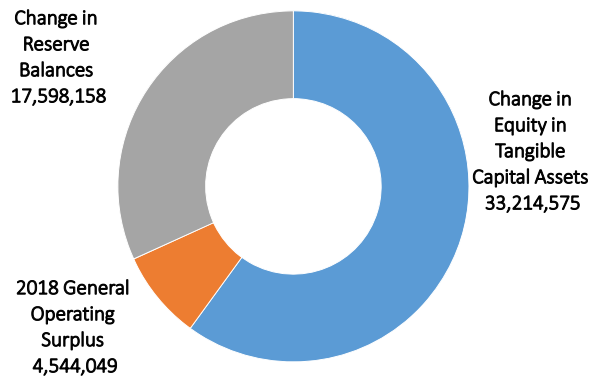
At December 31, 2018 \$675,279,247



2018 Financial Statements  
April 25, 2019 Committee of the Whole

# Annual Surplus

For the year ended December 31, 2018 \$55,356,780



2018 Financial Statements  
April 25, 2019 Committee of the Whole

# Financial Plan Comparison of Revenues & Expenses

- Financial Statements presented in PSAB format
- Budget comparison not effective in this format
- Meaningful comparison of budget to actual provided in the following:
  - Appendix C – Operating Revenues & Expenses
  - Appendix D – Capital Expenditures



2018 Financial Statements  
April 25, 2019 Committee of the Whole

# Audit Management Letter Observations

---

## Current year:

- Review of processes and documentation of indirect taxation
- Consider the balance of funding decisions between strategic initiatives and infrastructure asset management



2018 Financial Statements  
April 25, 2019 Committee of the Whole

# Audit Management Letter Observations

---

## Prior year:

- 3 observations were provided
- All items have been actioned by staff
- Status update: Appendix E, pages 20 – 21



2018 Financial Statements  
April 25, 2019 Committee of the Whole

# Recommendation

---

That Council approve the 2018 Financial Statements.



2018 Financial Statements  
April 25, 2019 Committee of the Whole