



Curbside Yard Waste Collection

Committee of the Whole

March 11th, 2021



1

Purpose

Provide Council with considerations and recommendations to enable yard waste collection through a curbside collection model.



2

Context

Service Planning	Policy Objectives	Operations
<ul style="list-style-type: none"> Service and equipment approaching 10 years Nov 2019 – Initial Council direction Waste composition study Fleet planning and procurement 	<ul style="list-style-type: none"> 2018 Climate Leadership Plan 2020 Zero Waste Victoria short-term action Emerging equity considerations 	<ul style="list-style-type: none"> Worker health and safety User demand COVID-19 impacts New departmental capacity



3

Service Modernization

- Environmental stewardship
- User demand
- Equity and accessibility
- Health and safety
- Service planning



4



Service Comparison

Municipality	Yard Waste Collection Service	Yard Waste Drop-Off Service
Victoria	No	1 day/week
Saanich	Comingled Curbside (Biweekly)	4 days/week
Esquimalt	No	6 days/week
Oak Bay	Comingled Curbside (Biweekly)	6 days/week
View Royal	No	6 days/week
Sidney	Curbside (Monthly)	No
Nanaimo (City)	Comingled Curbside (Biweekly)	No



5

Yard Waste Drop-Off



- Saturdays 7am – 2pm
- 10,000 registered users
- 7,500 users per year
- 1,100 tonnes/yr yard waste



6

Outreach and Engagement

Zero Waste Victoria focus groups (Summer 2020)

- Equity & inclusion, accessibility, Neighbourhood Associations

User correspondence (ongoing)

- *Neighbourhoods Team*: yard waste option most common waste-related feedback
- *Engineering and Public Works*: regular service requests for yard waste collection

Experience (February 2021)

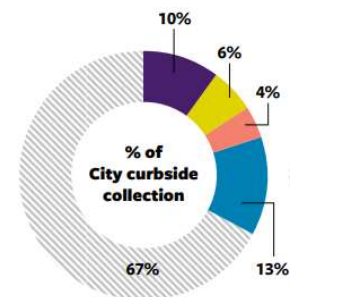
- Oak Bay staff note ongoing high demand for more yard waste collection capacity



7

Environmental Stewardship

- Waste Reduction - 300 – 400 t/year
- GHG Reduction - 25 t CO₂e/year



■ Yard & Garden
 ■ Napkins & Paper Towels
 ■ Food Scraps
 ■ Uneaten Food
 ■ Remainder



8

Equity and Accessibility



- Collection vs. Drop-off
- Vehicle access
- Availability
- Mobility
- *Helping Hand Program*



9

Health and Safety

- Job activities impact worker health and wellbeing
- Engineering and administrative hazard controls in place
- Curbside helps to eliminate hazard



10

Service Planning



\$3 – 5 Million



\$600K – 2 Million

**Diversion /
Disposal**



11

Options

OPTION 1 – Curbside Comingled Organics Collection

- Shift from side-yard to curbside collection
- Allow disposal of yard waste in green carts (mixed with kitchen scraps)
- Continue Helping Hand Program
- Continue Saturday Drop-Off
- Implement in 2021

OPTION 2 – Current Service



12

Cost Implications

Yard waste collection with shift to curbside

EXPENSE	CHANGE	COST (+/-)
Compost Processing	Net increase of 1,000 – 1,500 t yard waste with service enhancement	\$135,000 - \$200,000 / yr ~\$9.5 - \$14 per user
Staffing	Decrease in labour requirements with change from backyard to curbside collection.	(\$175,000 - \$225,000 / yr) (~\$12.5 - \$16 per user)



13

Service Change Impacts

IMPACT	EVALUATION	CONTROL
Demand	●	Continue & monitor Saturday drop-off
Health and safety	●	
User cost	●	Cost neutral
Service equity	●	
Disposal access	●	
Cart accessibility	●	Continue & monitor Helping Hand Program
Waste reduction	●	
Climate action	●	
Service planning	●	



14

Recommendations

That Council:

1. Direct staff to draft amendments to the Solid Waste Bylaw (No. 12-086) to enable curbside comingled organics (kitchen scraps and yard waste) collection.
2. Direct staff to initiate service changes and user outreach to transition from backyard to curbside garbage and comingled organics collection.

