

# Greater Victoria Housing Security Program Covid-19 Pilot

## How this program helped

The Greater Victoria Housing Security Pilot Program provided housing support services & **non-repayable grants** up to **\$3,000** for households at risk of eviction and/or utility cutoff because of non-payment of rent or utilities, or demovictions.

Over the three month pilot, this program bridged renters through a crisis and prevented homelessness by providing housing support to **over 150 households** and distributing **\$345,762** in grant funding



### Program Applicant:

Average Ask	Average Grant
\$2,056.88	\$2,388.27

### Grants went towards:

Rental arrears, utility arrears, next month's rent, first month's rent & deposits, & grocery gift cards

## Testimonials




"this relieves so much stress for me...and I appreciate it so much... Honestly out of all the agencies, non profits, etc that I have contacted, applied for, etc, your agency is the only one who has done anything to help me"

"I will absolutely check out links you've provided also, and work on sorting all areas of my life that need addressing. Thanks for this support to stabilize housing first, so I can breathe. Huge."

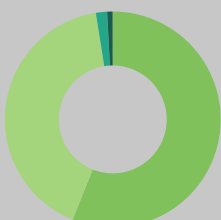
## Who this program helped

### Location



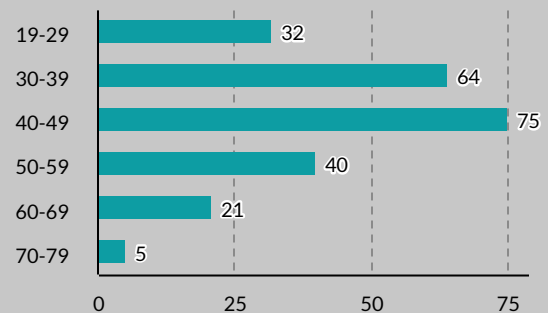
Victoria (45.98%)   Saanich (19.2%)  
 Langford (15.18%)   Esquimalt (12.95%)  
 Colwood (2.23%)   Other (4.46%)

### Gender



Female (56.07%)   Male (41.42%)  
 Non-binary (1.67%)   Not disclosed (0.84%)

### Age



9.6% of applicants had experienced domestic violence

14.2% of applicants had received a 10 day notice of eviction

"I am a single parent. I have lost my part time job due to [the] pandemic and I am now just relying on a single income from my full time job. My son and I will be moving to a new place that is \$300 more from what I am currently paying in rent" - Program Applicant

34% of applications were households with children



According to the 2016 census, 16,720 people within Greater Victoria are spending more than 30% of their income on housing and one in five are spending more than 50%. (Statistics Canada 2016)



On average, applicants were spending **71.5% of their income on housing expenses**

Average Applicant Monthly Household Income*	Average Applicant Expenses on Rent & Utilities*
\$2,127.66	\$1,520.95

\*Income & expense information taken from first application and was not yet verified

*Thank you to our funders and partners*