



CITY OF VICTORIA

# 2022 Draft Financial Plan

## Public Engagement Summary



2022 Draft Financial Plan – Public Engagement Summary | December 9, 2021



1


## Engagement Summary

### Budget Engagement - November 9 to 23, 2021

Invited the public to share their priorities for the 2022 Draft Budget with Council:

- **Virtual Budget Town Hall on Nov 17** – 274 tuned in / 10 callers / 84 online submissions / 4 attended in person
- **Online Budget Survey** – 1,059 completed surveys
- **Written Correspondence** – 135 submissions
- **Youth Speak: 2022 Budget** – small-group facilitated virtual discussion

2022 Draft Financial Plan – Public Engagement Summary | December 9, 2021



2

## Online Budget Engagement

- **2,733 people *Aware of the draft budget***  
- visited at least one page of the Budget project
- **1,601 people *Informed of the draft budget***  
- downloaded a document, visited multiple project pages
- **1,059 completed the budget survey**  
- a 49% increase over last year

2022 Draft Financial Plan – Public Engagement Summary | December 9, 2021



3

## Online Budget Survey

### Who We Heard From

- 93% of respondents said they live in the City of Victoria
- 14% indicated they operate a business in Victoria
- 20% indicated they are newcomers, living in Victoria for less than five years
- 10% identified as being an immigrant

2022 Draft Financial Plan – Public Engagement Summary | December 9, 2021



4

## Online Survey

### Who We Heard From

- 59% indicated they own their home
- 41% indicated they rent their home, reside in affordable or below-market housing/co-ops or reside in unstable housing
- 21% were between the ages of 25-34 (the highest number of respondents of all age groups)
- 8% were youth, between the ages of 14-24

2022 Draft Financial Plan – Public Engagement Summary | December 9, 2021



5

## Neighbourhood Distribution



2022 Draft Financial Plan – Public Engagement Summary | December 9, 2021



6

## Neighbourhood Distribution

Victoria Neighbourhoods	2022	2021	(Census 2016)
Fairfield	17%	16%	14%
Fernwood	11%	11%	11%
Hillside-Quadra	7%	10%	9%
James Bay	13%	10%	14%
Vic West	10%	7%	9%
Downtown	9%	7%	4%
Burnside-Gorge	5%	6%	8%
North Park	3%	5%	4%
Jubilee	3%	4%	6%
Harris Green	2%	3%	3%
Rockland	5%	3%	4%
Oaklands	5%	3%	8%
Gonzales	4%	2%	5%
Other Municipalities	7%	12%	N/A

*Note: Percentages will not add to 100 due to rounding*

2022 Draft Financial Plan – Public Engagement Summary | December 9, 2021



7

## Age Distribution

Age Range	Percentage of Respondents	Percent City Population (Census 2016)
0 – 24	8%	11%
25 – 34	21%	19%
35 – 44	19%	13%
45 – 54	13%	12%
55 – 64	17%	14%
65 – 74	18%	12%
75 – 84	4%	6%
85+	0.4%	4%

2022 Draft Financial Plan – Public Engagement Summary | December 9, 2021



8

# Council Strategic Objectives

<b>Strategic Objective</b>	<b>Avg. Ranking</b>
Affordable Housing	3.65
Strong, Liveable Neighbourhoods	3.84
Good Governance and Civic Engagement	4.17
Health, Well-Being and a Welcoming City	4.47
Sustainable Transportation	4.54
Climate Leadership and Environmental Stewardship	4.62
Prosperity and Economic Inclusion	5.06
Reconciliation and Indigenous Relations	5.40

Note: Items with the lowest ranking number indicate the highest priority.



## STRATEGIC PLAN OBJECTIVES RANKING BY AGE

0-24	25-34	35-44	45-54	55-64	65-74	75-84	85+
Affordable Housing	Affordable Housing	Affordable Housing	Strong, Liveable Neighbourhood	Good Governance & Civic Engagement	Good Governance & Civic Engagement	Good Governance & Civic Engagement	Good Governance & Civic Engagement
Reconciliation & Indigenous Relations	Climate Leadership & Environmental Stewardship	Strong, Liveable Neighbourhoods	Good Governance & Civic Engagement	Strong, Liveable Neighbourhoods	Strong, Liveable Neighbourhoods	Strong, Liveable Neighbourhoods	Affordable Housing
Climate Leadership & Environmental Stewardship	Reconciliation & Indigenous Relations	Climate Leadership & Environmental Stewardship	Health, Well-Being and a Welcoming City	Health, Well-Being and a Welcoming City	Health, Well-Being and a Welcoming City	Sustainable Transportation	Strong, Liveable Neighbourhoods (tied with Health)
Sustainable Transportation	Sustainable Transportation	Sustainable Transportation	Affordable Housing	Affordable Housing	Affordable Housing	Prosperity & Economic Inclusion	Health, Well-Being and a Welcoming City (tied with Neighbourhoods)
Health, Well-Being and a Welcoming City	Strong, Liveable Neighbourhoods	Good Governance & Civic Engagement	Prosperity & Economic Inclusion	Prosperity & Economic Inclusion	Sustainable Transportation	Affordable Housing	Reconciliation & Indigenous Relations
Strong, Liveable Neighbourhoods	Health, Well-Being and a Welcoming City	Health, Well-Being and a Welcoming City	Sustainable Transportation	Sustainable Transportation	Prosperity & Economic Inclusion	Health, Well-Being and a Welcoming City	Sustainable Transportation
Good Governance & Civic Engagement	Good Governance & Civic Engagement	Prosperity & Economic Inclusion	Climate Leadership & Environmental Stewardship	Climate Leadership & Environmental Stewardship	Climate Leadership & Environmental Stewardship	Climate Leadership & Environmental Stewardship	Prosperity & Economic Inclusion
Prosperity & Economic	Prosperity & Economic	Reconciliation & Indigenous Relations	Reconciliation & Indigenous Relations	Reconciliation & Indigenous Relations	Reconciliation & Indigenous Relations	Reconciliation & Indigenous Relations	Climate Leadership & Environmental Stewardship



## Strategic Objective Ranking – Renters/Homeowners

Ranking of Strategic Plan Objectives (Highest to Lowest Priority)	
Renters	Homeowners
Affordable Housing	Strong, Liveable Neighbourhoods
Climate Leadership and Environmental Stewardship	Good Governance and Civic Engagement
Reconciliation and Indigenous Relations	Health, Well-Being and a Welcoming City
Strong, Liveable Neighbourhoods	Sustainable Transportation
Sustainable Transportation	Affordable Housing
Health, Well-Being and a Welcoming City	Prosperity and Economic Inclusion
Good Governance and Civic Engagement	Climate Leadership and Environmental Stewardship
Prosperity and Economic Inclusion	Reconciliation and Indigenous Relations

2022 Draft Financial Plan – Public Engagement Summary | December 9, 2021



11

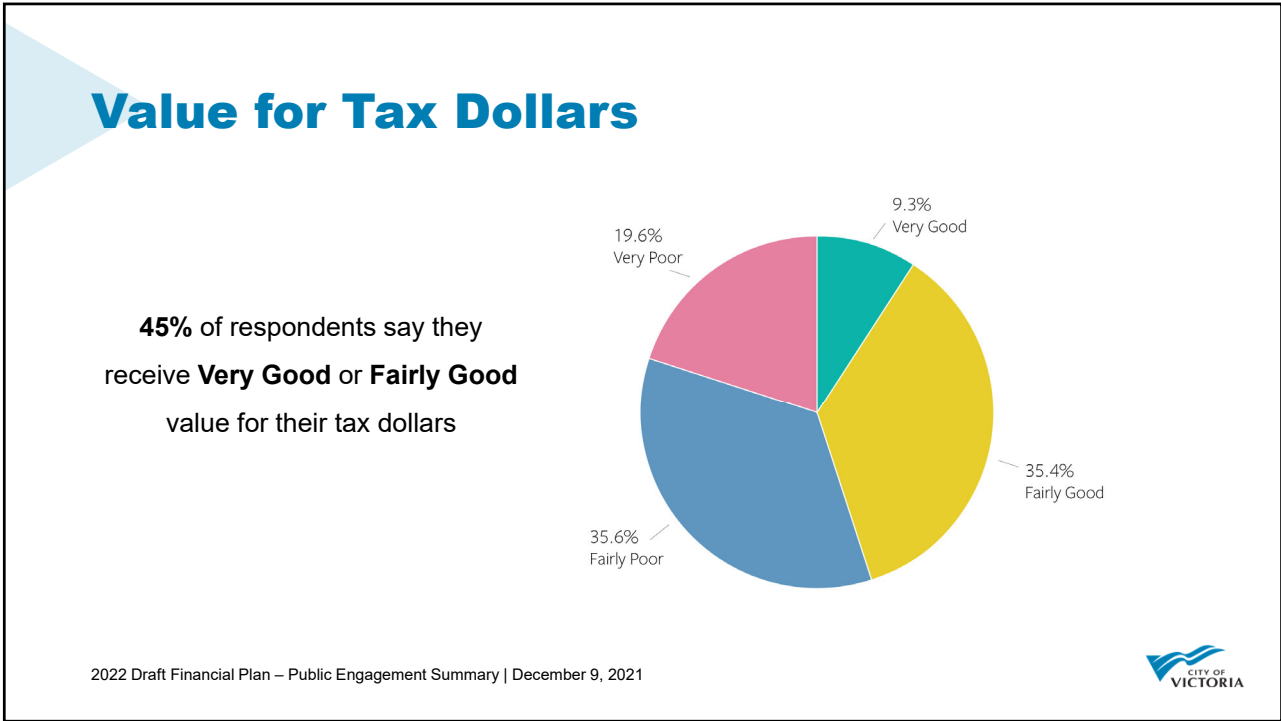
## Essential Priorities

Ranked an Essential Priority	2022 Budget Survey (1,054 Respondents)	2021 Budget Survey (686 Respondents)
Our community is safe	60%	41%
Our city has the infrastructure it needs for the future	43%	31%
Our community supports local business and economic recovery	37%	39%
Our community is a leader in climate action and sustainability	33%	44%
Our community is healthy	33%	38%
Our city supports vulnerable populations	32%	58%
Our community is equitable and inclusive	28%	41%
Our city supports multi-modal transportation	26%	31%
Our city embraces arts and culture	15%	21%
Our city is welcoming	12%	13%
Our city is innovative	8%	11%

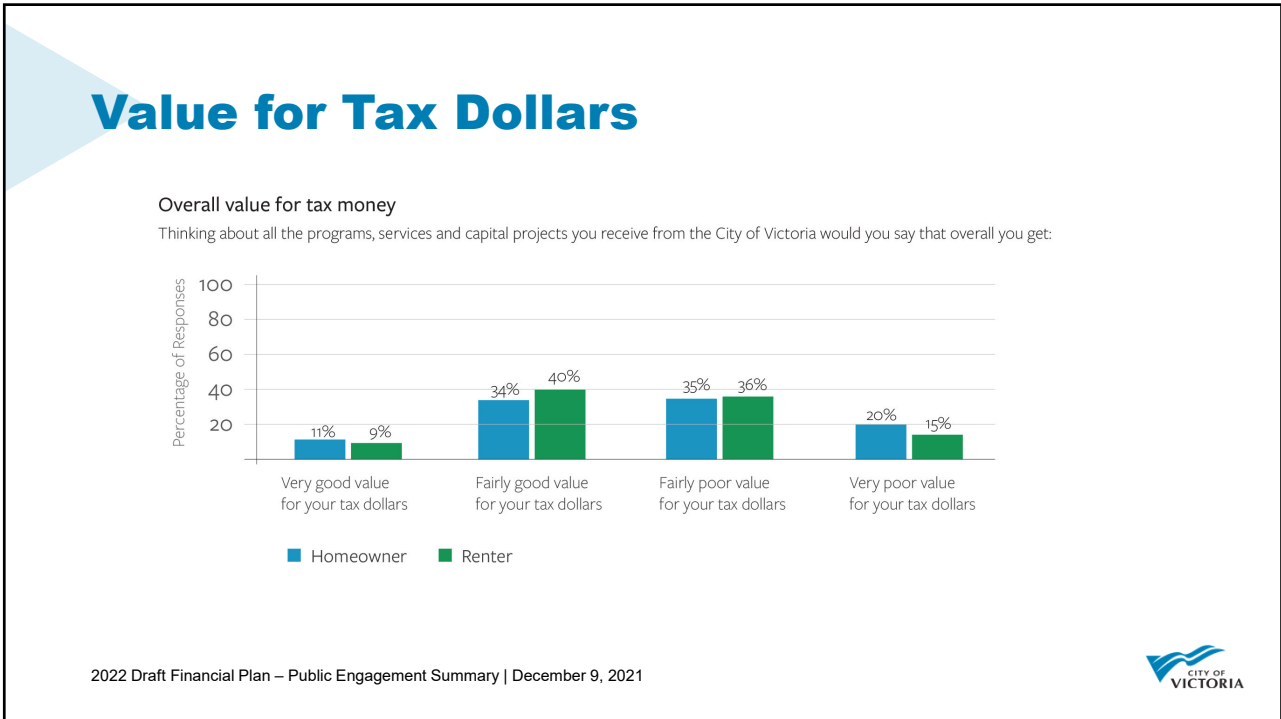
2022 Draft Financial Plan – Public Engagement Summary | December 9, 2021



12



13



14

## Value for Tax Dollars 2019 – 2022 Comparison

### Value for Tax Dollars – Comparison 2019 – 2022

	Budget 2022	Budget 2021	Budget 2020	Budget 2019
# Survey Participants	1,059	709	*5,100	1,483
<b>Satisfaction with Value for Tax Dollars</b>				
Very or Fairly Good Value	45%	61%	45%	50%
Neutral	-	-	-	15%
Very or Fairly Poor Value	55%	40%	55%	33%

*\*High number of surveys received as part of consultation on Council remuneration.  
Note: Percentages are rounded so totals don't add to 100%.*

2022 Draft Financial Plan – Public Engagement Summary | December 9, 2021



15

## Supplementary Items – Rankings

### 49 Supplementary Budget Programs and Services

- Presented in a ranked order by overall average score
- Have included *Strongly Agree/Agree* and *Strongly Disagree/Disagree* analysis for added context

2022 Draft Financial Plan – Public Engagement Summary | December 9, 2021




16



CITY OF VICTORIA

# 2022 Draft Financial Plan

## Public Engagement Summary



2022 Draft Financial Plan – Public Engagement Summary | December 9, 2021

